


✓ **Need an INTERNATIONAL STANDARD BOOK NUMBER (ISBN) for your book? You have come to the right place or Multidimensional Publications**

**Make sure you read this article on ISBN numbers before completing the form!**



1. Please note that **each** format of your book requires a unique ISBN.  
(*e-Book, audiobook, handbook, yearbook, dictionary, directory or paperback* etc.)
2. The following products do not qualify for ISBNs (*Serials, periodicals, journals, Journals, record books, Videos for entertainment, Documentaries on video/CD-ROM, Computer games, Music scores, Websites, Non text based publications* etc.)
3. A new ISBN number is not required for reprints (books being printed again with no changes or only minor corrections). A new ISBN is required for a revised edition of a book for nay publisher or Authors.
4. ISBNs are normally returned by the National Library within **7 working days**, however this part of the application process is beyond our control and we cannot be held responsible for delays on their part.
5. An integer representing the author's ID number, which allows the database to connect each book to a specific author. The ID number in this field must also appear in the **Authors** table.



ISBN APPLICATION ( <b>for Indian Publisher like Multidimensional Publisher</b> )	
Title of book	.....
Your target book format	.....
Name of author	.....
Name of publisher (if not the author)*	.....
Contact numbers (include STD code)	.....
Email address	.....

Postal address	.....		
	.....	Postal code:	.....
VAT No. (if applicable)	.....	Date:	.....

*If you're not publishing under the author name, you may choose to list your business or company name as the 'Publisher'*

**Psst! - Now get ISBN**

## HOW TO APPLY FOR ISBN NUMBERS ON ISBN PORTAL

### RAJA RAM MOHUN ROY NATIONAL AGENCY FOR ISBN(MHRD)

➤ To apply for ISBN Numbers the Applicant has to first register them on the website [isbn.gov.in](http://isbn.gov.in) and after registration they can further apply of ISBN Numbers as and when required.

To register them on the website the Applicant has to follow the following steps

- Open URL [isbn.gov.in](http://isbn.gov.in)
- Click on New **APPLICANT REGISTRATION** as will shown below
- Fill up the form based on your applicant type with original Email ID (**further required for login and coordination**) and submit the same
- After submission of the same the system will send you the mail on the registered mail ID containing the Password for online system and the User Name will be your Email ID
- To Login into the system the You have to click on **APPLICANT LOGIN** as will shown below
- In the next screen you have to enter User Name (**your Email ID**) and password (**as received through mail**) as will shown below
- After successful login to the system the Applicant is advised to change the password as per convenience by clicking on **CHANGE PASSWORD** Link as will shown below
- After login to the system the Applicant will be able to view the following screen and can Apply for ISBN Numbers by clicking on APPLY FOR NEW APPLICATION link.



In case you have earlier applied for ISBN Numbers through this online system then you can apply for fresh ISBN Numbers only after consumption of 90% of allotted ISBN Numbers.

- Now the Applicant has to fill in the form with all requisite details and upload required documents in specified format as shown below.



All the documents are suggested to be Jpeg/Pdf formats and maximum size allowed is 100 kb.

- You have to click on the **SAVE** button. After successfully saving the form the

applicant will be able to view the following screen with current status of their application. After saving the application form the Applicant has to finally submit the same to the Agency by clicking on **SUBMIT TO AGENCY** link as shown below



Until you click on **SUBMIT TO AGENCY** link you can make any kind of modifications in the application request form and the same will be pending at your end. No action can be taken by the department until and unless you finally submit the same to the department.

- After submission of the same to the Agency the Application status of the same will be updated to **SUBMITTED** and now you have to wait for further approval and issue of ISBN Numbers by the department. After issue of ISBN Numbers by the department the system will send an update on your registered email ID and the status of the Application will be changed accordingly.
- In case any clarification is required by the Agency, the system will indicate the same in the **APPLICATION STATUS** Column as shown below and the same can be viewed and answered by clicking on View Details Link.
- After clicking on the View details the Applicant will be able to view the below mentioned screen with a provision of sending a Reply to the Agency. Applicant has to click on **SAVE & SUBMIT** Button so as to finally send the reply to the Agency.
- After submission of the clarification the status of the application will be updated as shown below and the same will be pending at the Agency for approval.
- The status of application **APPROVED / REJECTED** will be shown as under but the same will be pending at department in case of Approved for further issue of ISBN Numbers.
- After allotment of the ISBN Numbers the system will show the application status as **ALLOTTED** but the same will be pending at Agency for finally issue of ISBN series against this application.
- After issue of ISBN Series by the Agency the system will display the application status as ALLOTTED (**PLEASE FILL BOOK DETAILS**) as will shown below.
- Now to receive the ISBN numbers from the issued series the Applicant has to provide the Book Details so as to get the ISBN numbers each published book by clicking on **NEW BOOK DETAILS** Button as shown above.
- The Applicant will be able to submit the book details in 2 ways i.e.
  - a. Submit single book details by clicking on ADD NEW BOOK link
  - b. Submit multiple / all book details in one go by clicking on **BULK UPLOADING** link (The format of Bulk uploading can be downloaded by clicking on **EXCEL ICON**) as shown below



In case of Bulk uploading the cover page Photo can be uploaded by clicking on EDIT

- Button against each Book details.

After updating book details the Applicant has to finally submit the details to Agency by checking the boxes adjacent to each book details clicking on **SUBMIT TO AGENCY** button as will shown below.

- Now the Applicant has to wait for further issues of book wise ISBN Numbers from the Agency. The status of the ISBN Numbers against each book can be seen by clicking on **NEW BOOK DETAILS** link as shown below.



In case you have earlier applied for ISBN Numbers through this online system then in that case you can apply for fresh ISBN Numbers only after consumption of 90% of allotted ISBN Numbers.

For further any query please contact and e-mail to Multidimensional Publications

**Regd. Office: Bul. No. 05, Lane No. 03, Kanchana Bihari Marg, Kallyanpur Adil Nagar  
Near Gagrani Hospital Ring Road (226022) Lucknow.**

**Cont. +919918422098**


**E-mail: [multidpublication86@gmail.com](mailto:multidpublication86@gmail.com)**

**Web: [www.multidpublication.in](http://www.multidpublication.in)**



# INTERNATIONAL STANDARD SERIAL NUMBER (ISSN) SSN APPLICATION FORM

## of MULTIDIMENSIONAL PUBLISHER



- I. An **International Standard Serial Number** (ISSN) is an eight digit Serial number used to uniquely identify a serial publication.
- II. The ISSN or **International Standard Serial Number** identifies a serial publication, such as a newspaper, magazine, academic journal, Reviews, Annual reports, Biennial reports, Bulletins, Proceedings or blog.
- III. The ISSN is especially helpful in distinguishing between serials with the same title.
- IV. The ISSN are used in ordering, cataloging, interlibrary loans, and other practices in connection with serial literature.
- V. The Journal should have at-least 5-6 original articles. Contact information of publisher and address is also mandatory. Contact details of editors should also be displayed for both Print as well as e-Journal.
- VI. ISSN Assignment process will take approximate 30 days.
- VII. For Print ISSN: Application form must be accompanied by a recent sample issue of the publication.
- VIII. For Online ISSN: Application form must be accompanied by a home page (URL) of an issue of the publication.
- IX. Find the ISSN by searching with the publication's name (Ex. [www.multidpublication.in](http://www.multidpublication.in))
- X. Articles with invalid ISSNs (as determined by the template) will be placed in Category: Articles with invalid ISSNs.

Only for demo

**TITLE :** .....

**URL (Electronic location for online serials only):**.....

**VARIANT FORMS OF THE TITLE (Parallel, cover title...):**.....

**FIRST DATE OF PUBLICATION (Year) :** .....

**LANGUAGE(S) OF TEXT :**.....

**FREQUENCY:**.....

**SUBJECT:** .....

**PHYSICAL MEDIUM OF THE SERIAL (eg., Print, Online, CD-ROM...) :**.....

**TITLES OF OTHER LANGUAGE EDITIONS AND/OR ISSN :** .....


**TITLES OF OTHER PHYSICAL MEDIUM EDITIONS AND/OR ISSN:** .....

**RELATED TITLES (Supplements, insets, series) AND/OR ISSN:** .....

**FORMER TITLE(S) WHICH THIS SERIAL CONTINUES AND/OR ISSN:**.....

**PUBLISHER (Name and mail address of the Publishing Company):**.....

**NAME OF ISSUING BODY (Association, Society, ):**.....







The ISSN assignment will be done as soon as we receive this document. Please do not forget to send it together with a sample issue of the serial. Thank you for your cooperation.

**Psst! - Now get ISSN**

### **Guidelines for requesting an ISSN through the National Centre for ISSN, India**

#### **➤ ITS ONLY FOR PUBLISHER**

- Please visit the website of the Indian ISBN Agency (<http://mhrd.gov.in/book-promotion-2>) or (<http://isbn.gov.in/>).

The guidelines will enable you:

- To know the terms and conditions of ISSN assignment by the ISSN National Centre;
- To determine if your publication is eligible for an ISSN assignment;
- To and to submit a complete request, with all the necessary information and documents.

#### ***1. Terms and conditions for ISSN assignment by the ISSN National Centre***

*(Adapted from ISSN Manual section 0.7)*

- ISSN assignment request process may take minimum 30 working days. Please note that ISSN may not be assigned in this timeframe if information or documents are missing. Requests which involve ISSNs for a large number of publications may take longer time.
- ISSNs are assigned free of charge according to the ISO standard 3297:2007 that defines the identification of serials and other continuing resources by the ISSN.
- We reserve the right not to process requests with missing information or documents. Incomplete or inaccurate forms will summarily be rejected.
- We reserve the right to refuse ISSN, if plagiarized article(s) is/are detected or if an article(s) has been reproduced from another publication including conference proceedings, etc.
- We reserve the right to refuse an ISSN assignment if it is considered that misleading information has been provided by the requestor or printed/displayed on the publication regarding, for instance: the place of publication (publisher's address), the members of the editorial board, the referencing by indexing services or databases, the participation in digital preservation programs or the authorship of the articles provided.
- We also reserve the right to revoke an ISSN if it subsequently comes to light that misleading information has been provided.
- For print serials, we reserve the right to refuse ISSN to requestors who have not provided the ISSN National Centre with a copy of the first issue (Including title page, editorial page and minimum 5-6 original articles). For e-journals, all the above mentioned information should be displayed on journal website.

#### ***2. Publications eligible for ISSN assignment***

Please request an ISSN only if your publication, being print or electronic belongs to one of the categories below:

- Serials, journals, newspapers, magazines, monographic series...

Please note that books are not eligible for ISSN assignment. The identifier applicable to books is the ISBN (International Standard Book Number). For more information about the ISBN, please visit the website of the Indian ISBN Agency (<http://mhrd.gov.in/book-promotion-2>) or (<http://isbn.gov.in/>) .

### ***3. A ISSN assignment to forthcoming publications***

#### ***Print publications***

It is possible to obtain an ISSN before the publication of the first issue of a print serial or before the release of a serial if all the possible information and an advanced mock-up are provided with the request. Please also note that:

- Publication title should be registered in Registrar of Newspapers for India (RNI) (<http://rni.nic.in/>)
- ISSN shall not be requested more than one (1) month before the release of the first issue;
- We reserve the right to defer the assignment of an ISSN requested in advance until a copy of the first issue has been received by the ISSN National Centre;
- Publishers must be aware that ISSN assigned ahead of publication won't be formally registered in the ISSN Register until the ISSN National Centre receives proof of the effective publication of the serial. Such proof must be sent to the ISSN National Centre as soon as the publication is released;

#### ***Online publications:-***

Due to recurrent and significant problem with online publications, the latter are not ISSN assigned ahead of publication. ISSNs are assigned to online publications only after the release of the first issue, provided that this issue contains a significant number of articles. If it is considered that the first issue does not contain enough articles for being regarded as an actual and complete issue, the ISSN assignment will be deferred. For all non-annual e-journals, at least 5 articles are considered as a minimum for making a complete issue. In case of annual publications including journals, a minimum of 10 articles are required for making a complete issue. Additionally, editorial boards with complete addresses of the editorial board members including official/institutional email addresses of the members and full contact address of publisher with publisher name should be displayed on the journal website. For international journals, the Editorial Board has to be international in scope with some of the Editorial Board members belonging to reputed institutions from abroad. There should be a minimum of five Editorial Board Members for a journal. The journal should have a valid URL and should cover a precise subject or address a specific target audience. Journals/Serials brought out by institutions/organizations should be linked to the institution/organization website.

MD-PLERCH

### ***4. How many ISSN are required for my publication?***

If your publication is issued simultaneously on different media (print and online with the same title or not), or in different language editions, different ISSN shall be assigned to these different editions. In such cases, please submit a separate ISSN request for each edition.

### ***5. Information/documents needed for ISSN assignment***

Please fill in the web form carefully and don't forget to submit the signed print copy of the application form along with the required enclosures as below:

- Self-attested copies of recognised address proof of publisher (Aadhar card, Voter ID, Driving license, Passport)

***For a print version:*** complete issue or copy of the cover, title page, editorial page and minimum 5-6 original articles. The editorial page must show the affiliation of the editors.

***For an online version:*** the URL (electronic address) of the publication should be given. The name and address of the publisher must be displayed on the publication. Editorial board with affiliation of the editors and minimum 5-6 original articles in each issue is mandatory.



- Complete official postal and email addresses (Institutional domain) of Editorial Board Members should be given. Personal email address like Yahoo, Gmail etc. may be avoided.
- For scholarly journals, Editorial Board Members should be senior faculty members. Students, Research Fellows etc. as editorial members of scholarly journals may be avoided.

Please note that it is particularly important for the name of the publisher and the place of publication to be printed or displayed on the serial.

6. In addition, to the general guidelines given herein, ISSN National Centre reserves the right to decline an application if the serial does not meet any unstated but relevant criteria that is required for the serial.

#### **7. ISSN and barcodes**

The ISSN is used in forming EAN barcodes (and in SISAC barcodes as well) but the ISSN National Centre does not calculate the check digits of such barcodes.

#### **8. Further information**

For further information or in case of any difficulty, please contact or e-mail us Multidimensional Publications.

**Regd. Office: Bul. No. 05, Lane No. 03, Kanchana Bihari Marg, Kallyanpur Adil Nagar  
Near Gagrani Hospital Ring Road (226022) Lucknow.**

**Cont. +919918422098**

**E-mail: [multidpublication86@gmail.com](mailto:multidpublication86@gmail.com)**

**Web: [www.multidpublication.in](http://www.multidpublication.in)**

